

iAPX 386

HIGH PERFORMANCE 32-BIT MICROPROCESSOR PRODUCT PREVIEW

- **High Performance CPU**
 - 2 to 3 times iAPX 286 performance
 - Pipelined implementation
 - Multiple on-chip caches
 - High bandwidth 32-bit bus
 - 12 and 16 MHz clock
- **Software Compatible with iAPX 86, iAPX 88, iAPX 186, iAPX 188, and iAPX 286 microsystems**
- **Complete 32-bit Supermicro**
 - 8-, 16-, and 32-bit data
 - Integrated Multitasking support
 - On-chip Virtual Memory support
- **Complete Support for 32-bit Addressing**
 - 2^{32} bytes of physical address space
 - 2^{32} bytes per segment
 - 2^{46} bytes of virtual address space per task
- **Multiple Coprocessor Interface**
- **On-chip Memory Management and Protection**
 - Fully compatible with iAPX 286
- **Optional On-Chip Paging**
- **CHMOS III Technology**

The iAPX 386 is the first 32-bit member of the iAPX 86 family. It maintains software compatibility with the entire iAPX 86 family (8086, 8088, 80186, 80188, and 80286), while adding full 32-bit and Supermicro capabilities and significantly enhanced performance.

The iAPX 386 brings new performance standards to the microprocessor world. The combination of advanced process technology and architectural concepts which were previously found only on mainframe and large minicomputers make the iAPX 386 the highest performance microprocessor in its category. Concepts such as caching, pipelining, high performance bus, and a high-speed execution unit provide this level of performance at both CPU and system level.

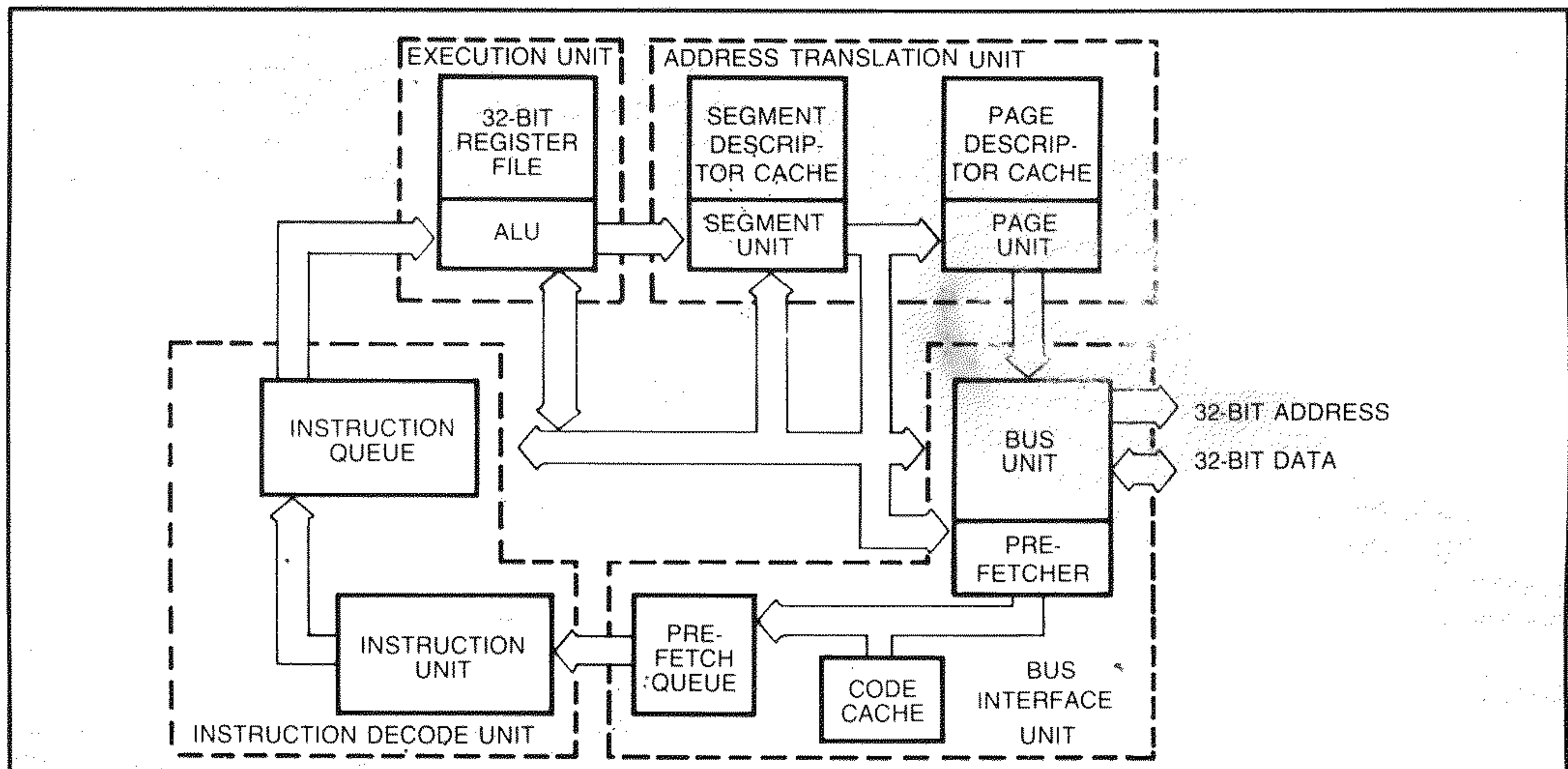


Figure 1. iAPX 386 Pipeline

The iAPX 386 provides access to the large base of software developed for the 8086, 8088, 80186, 80188, and 80286 microprocessors. It maintains binary-level-code compatibility with these earlier generations to allow execution of existing applications without recompilation or reassembly. The user preserves his software investment and can reduce the time-to-market for new products.

The iAPX 386 provides full 32-bit Supermicro support. 32-bit architecture and internal implementation, including registers, arithmetic-and-logic unit, instruction set, addresses, address bus and data bus, provide the functionality needed to build a full, 386-based, 32-bit system.

Supermicro capabilities, such as hardware-supported multitasking and virtual memory support, provide the foundations necessary to build advanced multitasking and multiuser systems. The hardware multitasking support of the 386 automatically stores the task state and loads the new task during task switch operations. The on-chip memory management and protection mechanism performs the mapping from virtual to physical memory and provides the protection necessary for maintaining task integrity in a multitasking environment. Optional paging allows for a finer granularity of physical memory management.

The iAPX 386 supports a full family of specialized coprocessors. Coprocessors allow separation of specialized functions at the component level, so that the user can tailor the system's functionality and performance to his application while optimizing the design for cost. Multiple coprocessors are supported by the 386, such as the new numerics coprocessor for the 386, the 80387, the Ethernet Local Area Network coprocessor, the 82586, and the text coprocessor, the 82730.

PERFORMANCE

The iAPX 386 provides two to three times the performance of the industry performance-leader, the iAPX 286. A combination of advanced technology, pipelined architecture, on-chip code and descriptor caches, high performance bus and high speed coprocessors provide this improvement. With the higher execution speed, the designer can develop more complex systems and applications, increasing the appeal of his end product to the market.

CHMOS

Intel's advanced CHMOS III process (Complementary High Speed Metal Oxide Semiconductor) eliminates the frequency and reliability limitations of traditional CMOS processes and opens a new era in microprocessor performance. It combines the high performance capabilities of Intel's leading HMOS III technology with the high density and low power

characteristics of CMOS. Using this technology, the iAPX 386 is designed to operate at 12 and 16 MHz.

Pipelined Microarchitecture

The iAPX 386's pipelined architecture provides parallel fetching, decoding, execution and address translation inside the CPU. Like the 286, four units are included in the pipeline. The Bus Interface Unit generates the bus transactions and keeps the prefetch queue and the code cache full and ready for access by the Decode Unit. The Decode Unit breaks each instruction into a fully decoded equivalent and places it in the instruction queue, ready for fast and efficient execution by the Execution Unit. The Address Unit performs the address calculation and the protection checks for virtual and physical memory management (see Figure 1). This highly pipelined organization eradicates instruction fetch and decode times as consumers of execution time, providing a radical improvement in performance.

Inside the pipeline, a code cache, a segment descriptor cache, and a page descriptor cache maintain instructions and memory information ready for immediate use by the CPU.

On-Chip Code Cache

The instruction cache improves processor performance by providing an instruction fetch path that is much faster than an external bus, and which decreases the consumption of bus bandwidth for instruction fetch cycles. The instruction cache maps the most recently referenced memory locations to high-speed on-chip memory. Most programs exhibit a high degree of locality of reference, so that even though the cache memory is much smaller than the system memory, the mapping of the most recently referenced locations ensures a high hit rate in the cache. Overall system performance is typically increased by 20 to 30%.

Segment and Page Descriptor Caches

The segment descriptor and page descriptor caches maintain information on the working set inside the CPU. This information is available for immediate access, eliminating references to memory-based segment or page tables when accessing the task's address space.

These descriptors are in the on-chip memory management unit, which provides a further increase in performance. By performing memory management on-chip, the 386 eliminates any memory access delays required by other implementations that use off-chip memory management units. The result is high performance and relaxed memory access time requirements. Address translation in parallel with the

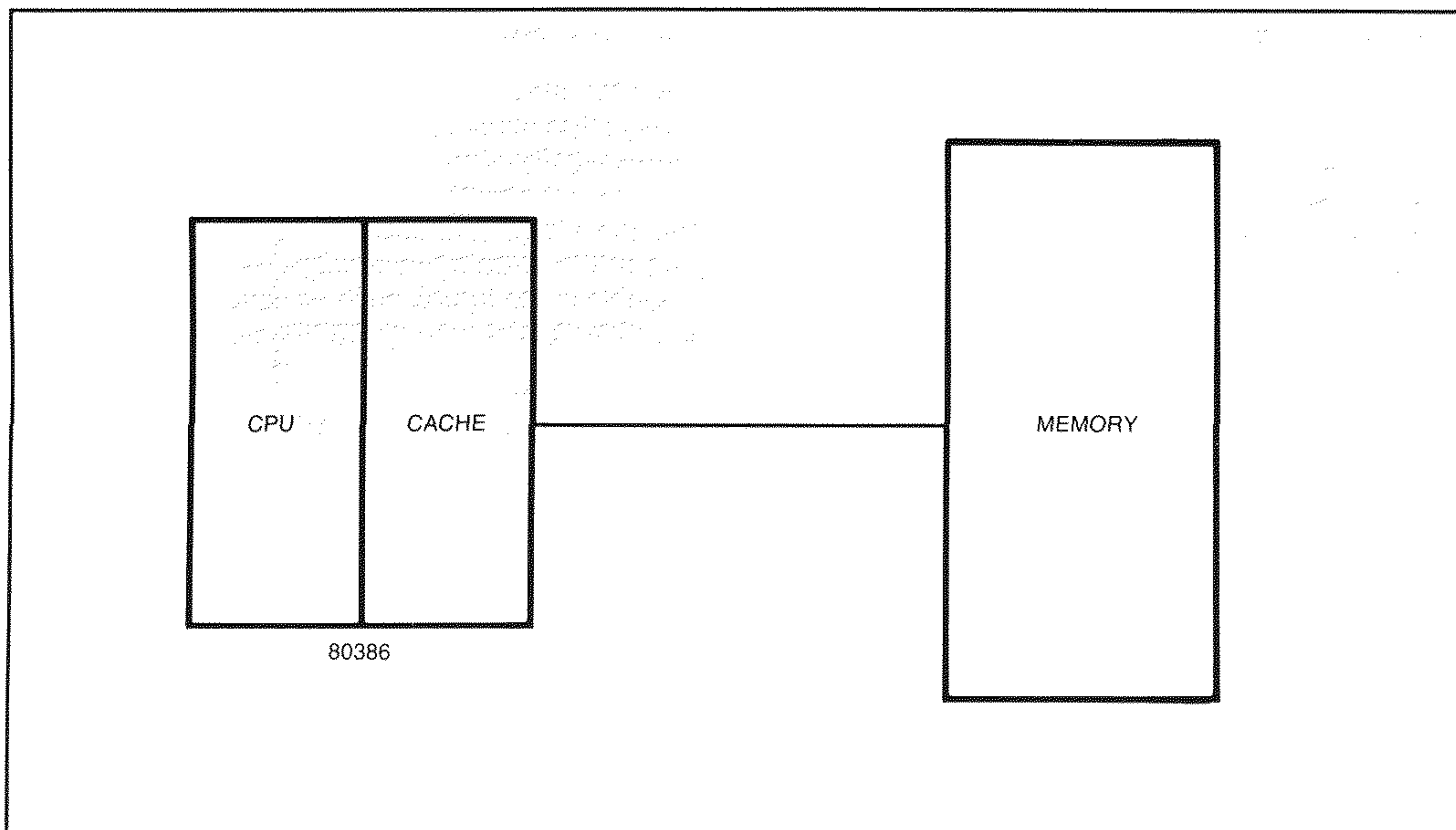


Figure 2. Cache Memory

rest of the CPU execution adds to the overall performance improvement.

High Speed Bus

The iAPX 386 implements a 32-bit data path and 12 MHz or 16 MHz bus clock to provide a throughput rate 2 to 4 times that of current microprocessor systems. This high speed bus increases overall system performance by insuring prompt transfers between the CPU, memory and peripherals without becoming a bottleneck for the system. An estimated system performance increment of about 20% is achieved via this high speed bus.

Coprocessors

To provide even higher system performance, the iAPX 386 will support advanced coprocessors. The 80387, the numerics coprocessor for the iAPX 386, is software compatible with the 8087 and 80287, and will perform numeric calculations at more than 4 times the speed of the 287. Numeric intensive applications in a 386/387 system will run significantly faster than even the performance leading 286/287 systems.

Other coprocessors will also support the iAPX 386. For example, the 82586 Ethernet LAN and the 82730 Text coprocessors will run with the 386, offloading the CPU of the functions for which these two coprocessors are specially designed, further increasing system performance.

SUPERMICRO SUPPORT

The iAPX 386 provides complete 32-bit support as well as Supermicro support. Data types, registers and instructions have been expanded to support 32-bit systems.

Data Types

The data types are the same as in the 286: arithmetic, floating point, byte string, and bit field. Table 1 presents an overview of the data types available under each category.

Table 1 - Data Types

Arithmetic	8-, 16-, 32-bit integers 8-, 16-, 32-bit ordinals Unsigned packed decimal - BCD Unsigned unpacked decimal - BCD
Floating Point	Supported in 80387 coprocessor 16-, 32-, 64-bit integer 32-, 64-, 80-bit IEEE P754 standard 80-bit decimal format
Byte String	Variable length: 0 to 4 Gigabytes
Bit Field	1 or more bits

Instruction Set

The iAPX 386's instruction set provides for full 32-bit data manipulation and addressing, in addition to 8- and 16-bit data, and 16-bit compact addressing. The 386's instruction set is a superset of the 286's, and allows full compatibility with the iAPX 86, 186, and 286.

All existing instructions have been extended to support 32-bit addresses and operands. New bit manipulation and other instructions have been added for extra flexibility in designing complex software. Operating systems, compilers and graphics applications will benefit from these new instructions.

Register Sets

The general registers of the 386 support 32-bit data and addressing. They also provide for 8- and 16-bit data and 16-bit compact addressing, thereby offering total software compatibility. Figure 3 shows a model of the general register set.

The segment registers of the iAPX 86 family are identical in the 386 with the addition of non-dedicated segment registers, FS and GS, for increased flexibility in simultaneously manipulating multiple data structures. Figure 4 provides a model of the segment register set.

Memory Addressability

The iAPX 386 provides complete 32-bit addressability to very large memories. Table 2 indicates the memory addressability of the 386.

The 386's large addressability allows for direct mapping of the large mass storage devices that will be available in the future, such as advanced winchester and video disks, into virtual memory.

Table 2 - Memory Addressability

Physical Memory	4 Gigabytes
Segment Offset	4 Gigabytes
Virtual Memory per task	64 Terabytes

Effective Addressing

The iAPX 386's effective addressing is an expansion of the 286 model. Just like in the 286, an optional base is added to an optional index and then to an optional displacement to provide the offset. The 386's mechanism is fully compatible with the rest of the iAPX 86 family. Table 3 indicates the choices available for address calculation.

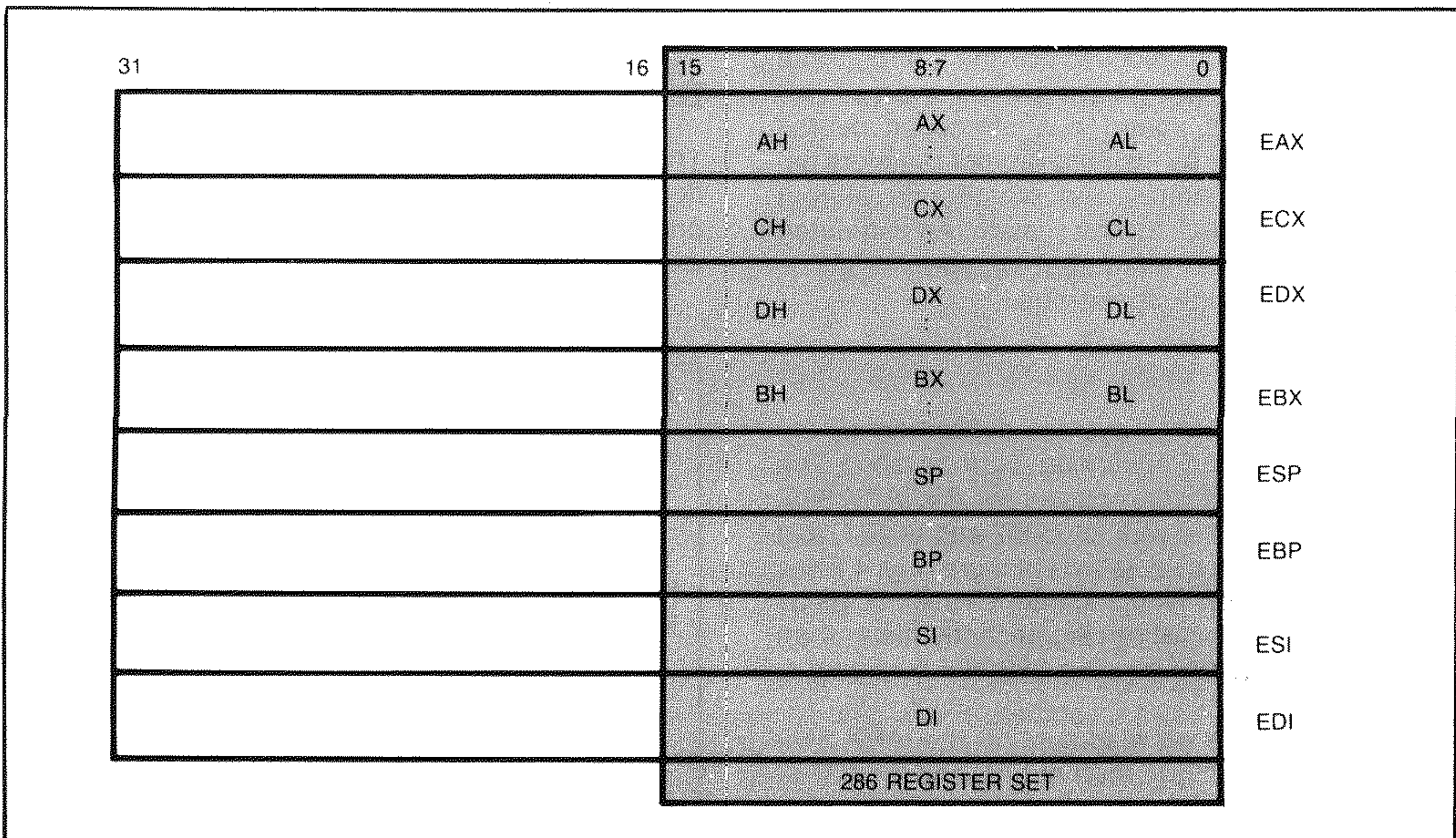


Figure 3. General Register Set

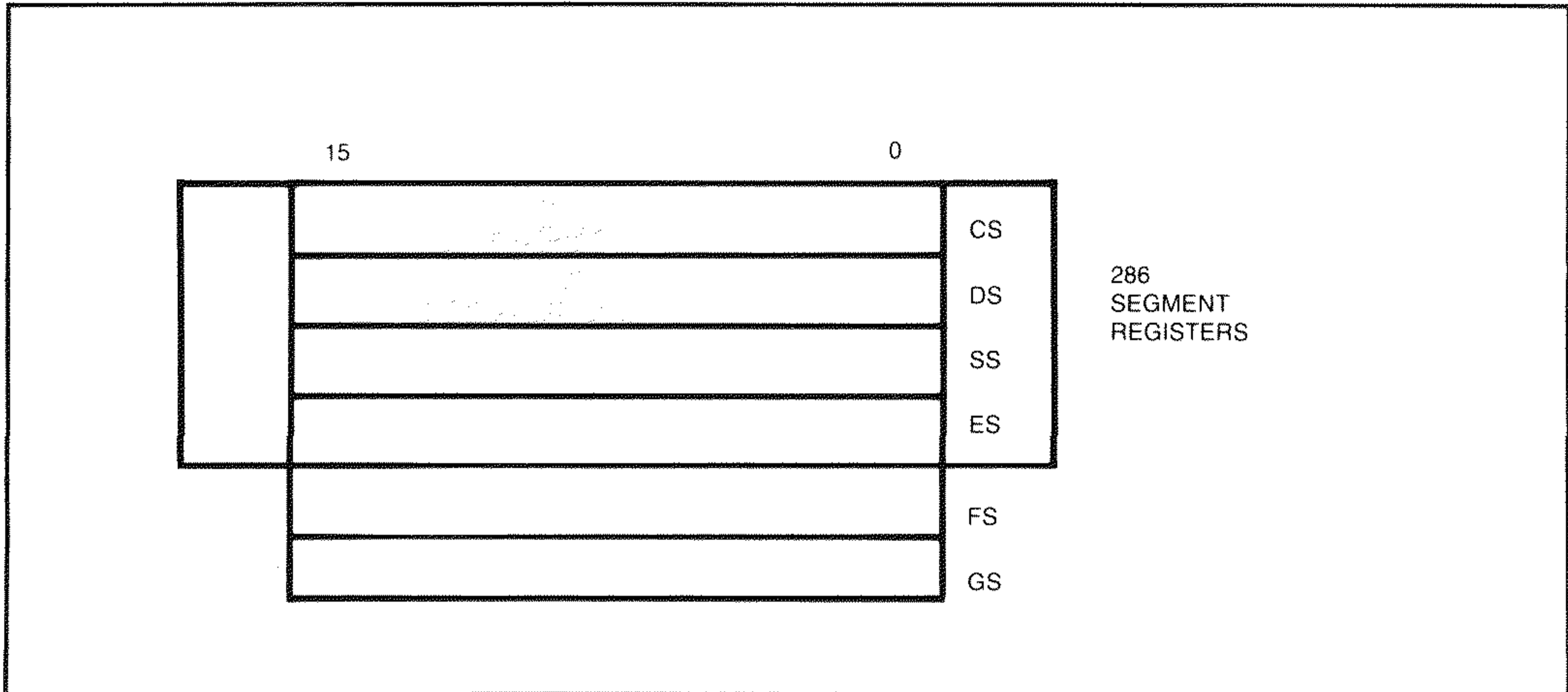


Figure 4. Segment Register Set

Memory Management Model — Segmentation and Paging

Memory management and protection allows designers to use system memory efficiently, while at the same time providing a mechanism to use virtual memory. Product development is simplified, both hardware and software.

The iAPX 386 offers on-chip memory management and protection to provide for the management and protection of the entire system memory. Not only does it increase performance by being on-chip, but it reduces system costs by eliminating external memory management units; by simplifying development of

memory management software; by reducing memory access requirements, and by providing complete compatibility from a 286 to a 386 system and from a 386 system to other 386 systems. Table 4 summarizes the benefits of the on-chip memory management unit.

The iAPX 386 offers segmented virtual memory and optional paging for physical memory management and swapping.

SEGMENTATION

Segmentation provides the management of virtual memory. To the programmer, it is a natural way of organizing programs. He can set up various segments for different types of data (file buffers, program

Table 3 - Address Calculation

16-Bit (86/186/286 Compatible)		32-Bit
CS, SS, DS, ES	SEGMENT	CS, SS, DS, ES, FS, GS
None, or 16-bit Base Register	+ OPTIONAL BASE	None, or 32-bit Base Register
None, or 16-bit Index Register	+ OPTIONAL INDEX	None, or 32-bit Index Register
None, 8, or 16-bit	+ OPTIONAL DISPLACEMENT	None, 8, or 32-bit

Table 4 - Elimination of an External MMU

Increases	Reduces
System Performance	System Cost
Compatibility and Upgrade Path	— Extra Hardware
Overall Memory Bandwidth	— Extra Software
System Reliability	— Faster Memories
	Development time
	System Complexity
	Risk of Incompatibility

variables, work areas, etc.). He can also break up the virtual memory according to the organization of the program routines, permitting modular compilation of the different routines at separate times.

Code and data, by nature, are of variable size. Segmentation provides the right virtual memory fit, assigning only as much memory as needed for the individual routines and data. It is a way of directly relating memory organization and usage to the code and data structures.

Segmentation also simplifies the sharing of modules. A single descriptor applies to an entire data structure to allow fast, efficient control and sharing of programs. For the operating system, it is very easy to transfer the module descriptors to another task to share a program.

Finally, segmentation provides for protection. Since an entire code module or data structure is defined by a single descriptor, this descriptor can also uniquely specify the usage and attributes of the segment. Segment limits help detect limit violations or stack overflow, allowing these errors to be automatically detected, prevented and reported to the operating system. Segmentation provides the

mechanism to protect the programmer's code and data directly as he sees it: in variable size chunks, large or small.

PAGING

With the advent of the potential for large multi-megabyte segments, a more granular mechanism to manage physical memory becomes necessary in swapping systems. While this is not an issue for static systems, loading and unloading segments of hundreds of kilobytes to megabytes into physical memory can be slow and cumbersome. To avoid this, the iAPX 386 offers paging to manage physical memory. Placed under segmentation, it breaks up large segments into small fixed size blocks. Instead of having to load the entire segment, the operating system can load the individual pages as needed. This simplifies the management of physical memory. It also provides for small physical memory allocation for each task. Rather than having many megabytes per task present in physical memory, the 386's operating system only needs to keep the current pages. This feature takes advantage of the locality of reference displayed by most programs and takes advantage of swapping.

Paging is optional and completely transparent to the application programmer. Its presence does not affect his programming at all; he can assume that it does not exist. Paging is a tool for the developer of the swapping system. Paging by itself, though, cannot easily provide the protection, modularity, and the sharing of programs that segmentation allows.

Paging and segmentation are complementary and together provide the best memory management and protection solution. Segmentation is optimal for the way a programmer sees and protects his program. Managing large physical memories for large code and data structures in swapping systems makes good use of paging. Table 5 summarizes this complementary nature of segmentation and paging.

**Table 5 - Segmentation and Paging
A Complementary Pair**

SEGMENTATION	PAGING
<ul style="list-style-type: none"> • Large virtual space per task • Variable size to match code and data structure • One segment may represent entire code or data structure • Tool for applications programmer 	<ul style="list-style-type: none"> • Fine and regular granularity for physical memory management • Small working sets for large tasks <ul style="list-style-type: none"> — Many memory resident tasks • Swapping and physical memory management tool <ul style="list-style-type: none"> — Invisible to applications programmer

Segmentation Description

The segmentation mechanism of the iAPX 386 is identical to the iAPX 286's. This mechanism, very similar to the one used in Multics and the Burroughs B5000 computers, uses a selector held in a segment register to point to a segment of the user's address space via a descriptor. This descriptor holds the base address, limit, access rights and protection information. The base address is added to the effective address to obtain the 32-bit address. See figure 5 for details.

Paging Description

If paging is used, the linear address generated by the segmentation mechanism is mapped through page tables to obtain the physical memory address of the desired information. See figure 6 for more details.

Paging is an optional feature. Disabling it provides a memory mechanism identical to the 286's. This means that 286 operating systems can easily migrate directly into the 386 with complete assurance that the memory management and protection will work the same. This allows simple migration of 286-based operating systems to very high performance 386 systems and quick time to market.

Protection

As mentioned before, the iAPX 386 offers hardware enforced protection. The mechanism is the same as the 286's, insuring software compatibility. Tasks are isolated and protected from each other. This guarantees that code and data will not be damaged by bugs in other programs.

In addition, the protection mechanism offers four privilege levels to provide protection of sensitive code

and data within a task. This allows a combination of operating system, system services, shared libraries and application programs to reside in a common virtual address space, yet be protected. The highest privilege level is typically reserved for the operating system kernel, the most trusted program in the system. Other levels below the kernel can be configured to include system and application services code, as well as the application itself. Structured operating system design is encouraged by this mechanism, making operating systems simpler to implement and easier to maintain. Figure 7 represents this protection model.

Quick, controlled access to the data and routines at each level is directly provided by the 386 integrated protection. This preserves system integrity as well as the high performance of the iAPX 386.

Multitasking

Many advanced applications require multiple activities to be in process at any given instance. This requires systems to perform task switches frequently. To improve the performance of these systems, the 386, just like the 286, offers hardware integrated multitasking. What this means is that the traditional steps involved in task switching, storing the task context, loading the next task and giving it control, are automatically performed in hardware. This simplifies operating system development by moving most of the task switch chores to the hardware, while at the same time improving performance. Hardware supported multitasking execution takes a lot less time than a software implementation. The system can switch among many tasks quickly and often, without incurring performance degradation.

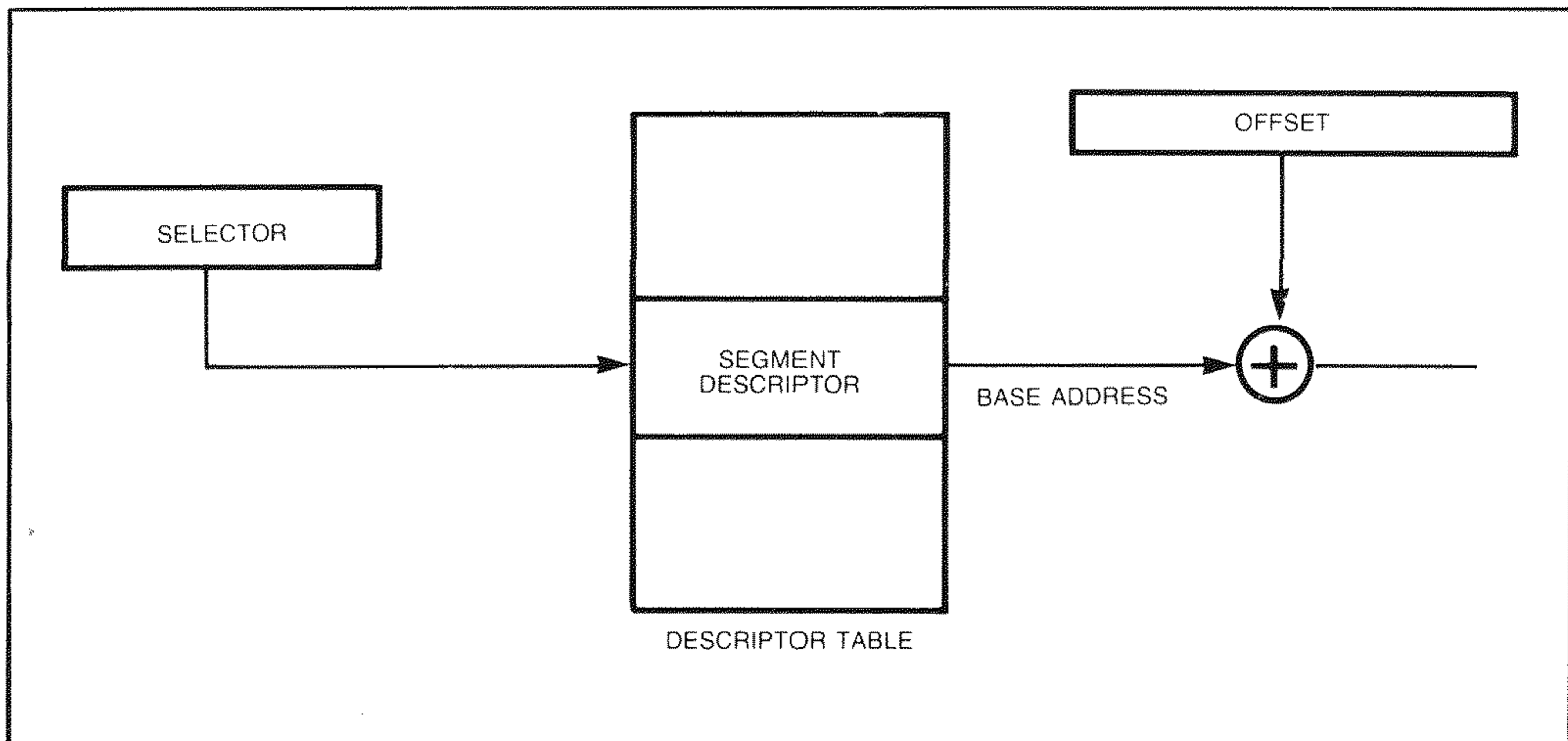


Figure 5. Segmentation Mechanism

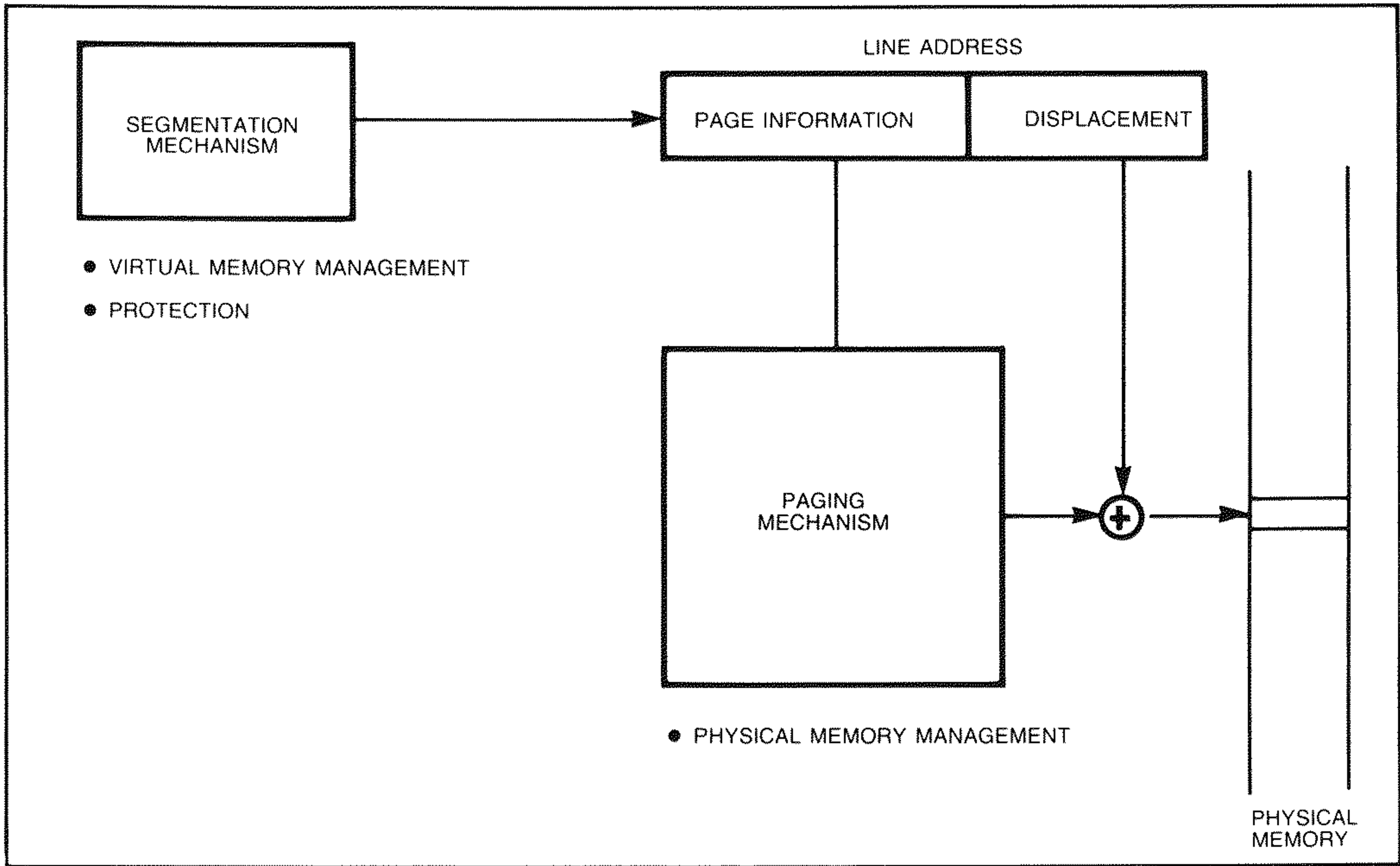


Figure 6. Paging Under Segmentation

SOFTWARE COMPATIBILITY

The iAPX 386 continues the evolution of the iAPX 86 family by maintaining full compatibility at the object-

code level with the 8086, 8088, 80186, 80188, and 80286 microprocessors. This compatibility provides immediate access to the largest base of 16-bit

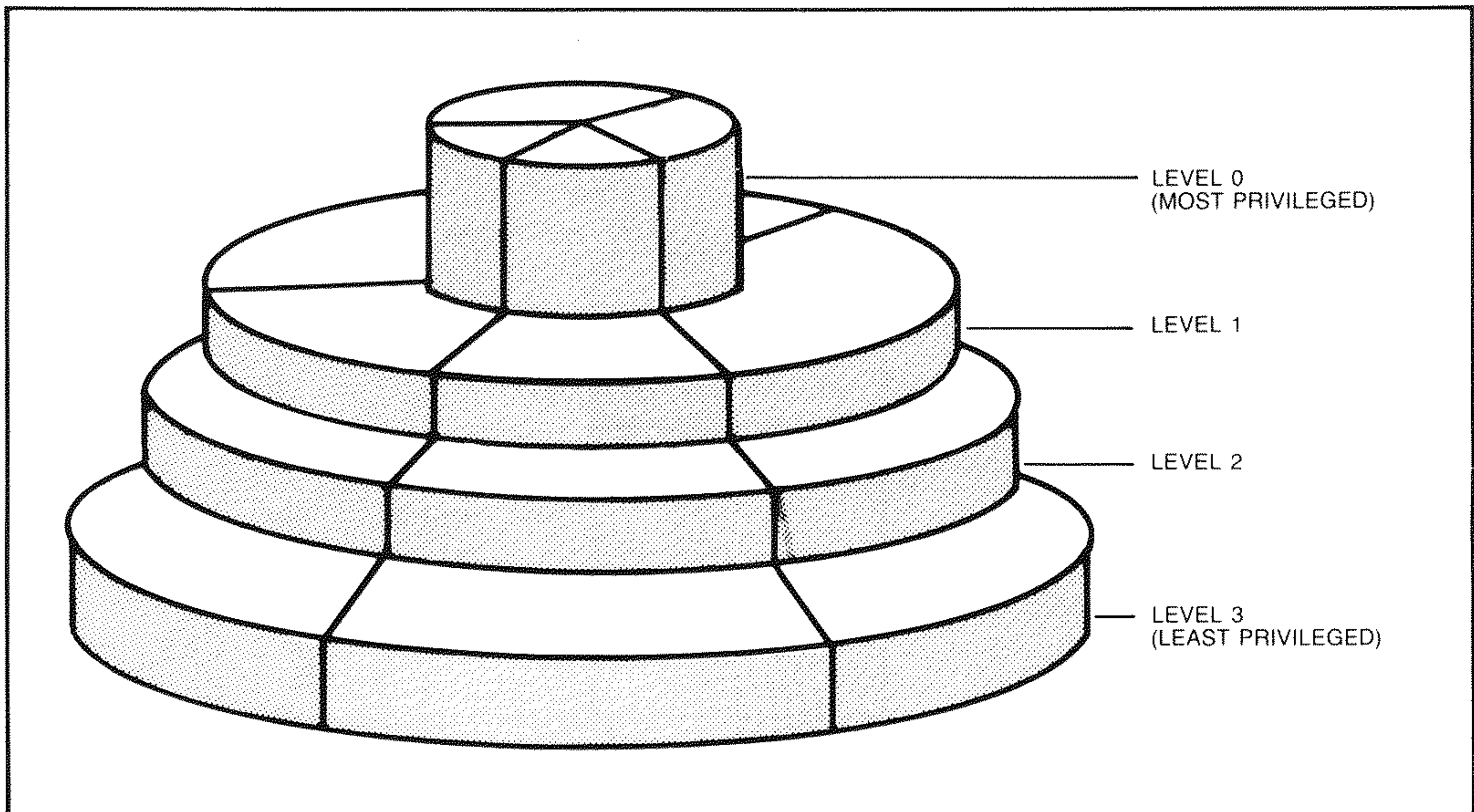


Figure 7. Protection Model

microprocessor software in existence. The designer preserves his investment in software, both applications and operating systems, and can add new software to his system quickly and efficiently.

To utilize the majority of the application software, no recompilation or reassembly is necessary. Exceptions might exist for speed or input/output configuration-dependent software, but the majority of the software will run unchanged.

The same is true of operating systems. Not only is the software compatible at the object-code level, but since the segmented memory management and protection mechanism of the 286 and 386 are identical, no changes are necessary to the operating system routines in charge of managing the memory. If paging is going to be used, routines to manage the pages can be added under the segmentation software.

In other words, iAPX 86 family software, both operating systems and applications, will run on the iAPX 386 without changes and at significantly higher speeds. Not only does the designer protect his software investment, but he can reduce his time to market by using existing 86 software in his new 386 system.

SUMMARY

The iAPX 386 is the most advanced 32-bit microprocessor. It not only provides the highest per-

formance in the industry, but with its 32-bit Super-micro capabilities of virtual memory and multitasking support, it will serve as the standard in 32-bit processing. A full line of coprocessors insures additional performance and functionality to meet the designer's needs.

With its complete software compatibility with the iAPX 86 family, the iAPX 386 allows the designer to develop a very powerful and advanced system, while reducing his time to market. The software base available for the 386 is the largest in the industry, based on the industry standard, the iAPX 86 architecture.

With such advanced capabilities and software base, the iAPX 386 provides the designer with the most comprehensive and best supported 32-bit solution.

DOCUMENTATION

Further information is provided in the following documents:

Introduction to the iAPX 286, #210308-001
iAPX 286 Programmer's Reference Manual, #210498-002
iAPX 286 Operating System Writer's Guide, #121960-001

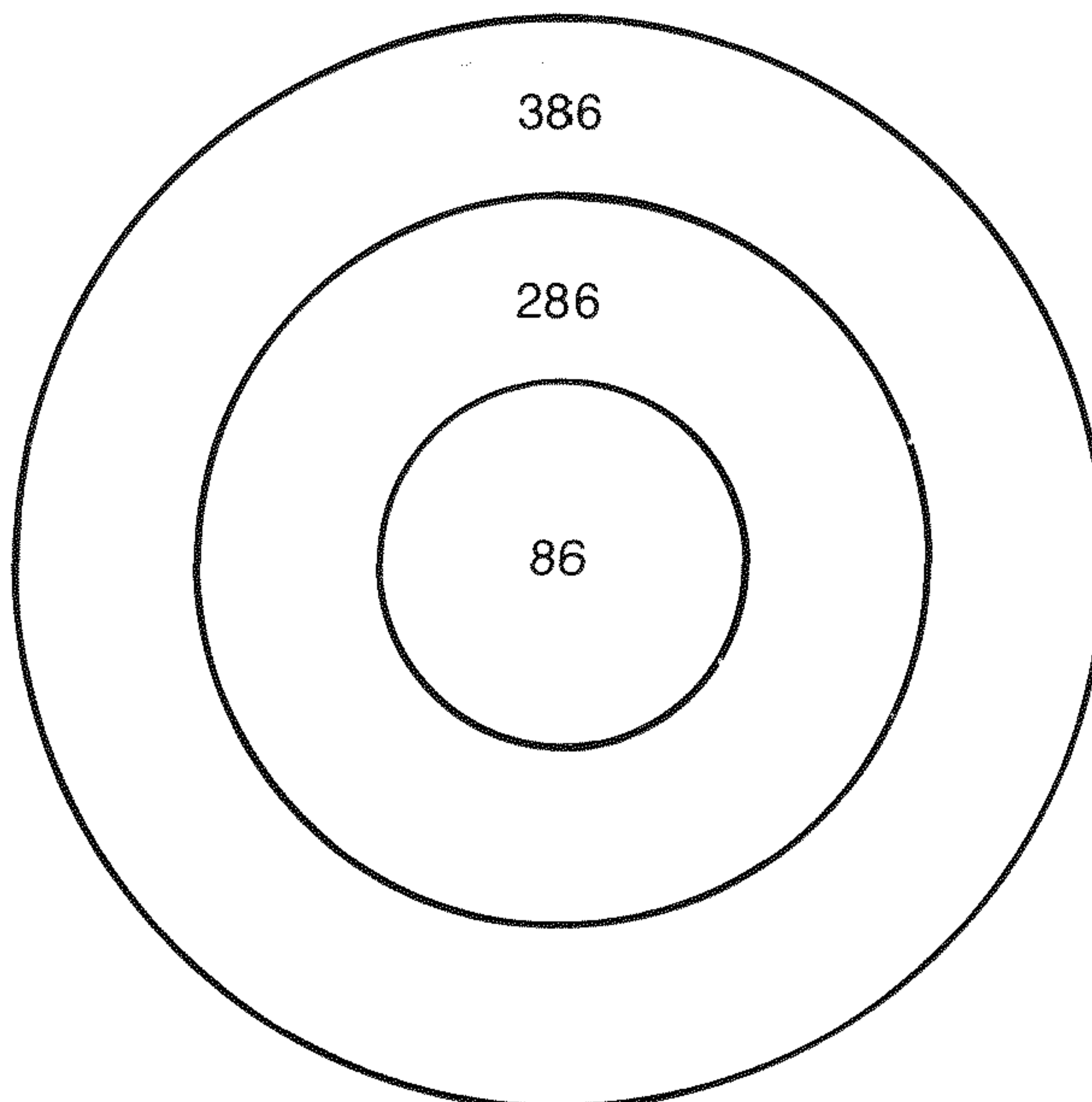


Figure 8. Software Compatibility in iAPX 86 Family



U.S. SALES OFFICES

ALABAMA

Intel Corp.
303 Williams Avenue, S.W.
Suite 1422
Huntsville 35801
Tel: (205) 533-9353

ARIZONA

Intel Corp.
11225 N. 28th Drive
Suite 214D
Phoenix 85029
Tel: (602) 869-4980

CALIFORNIA

Intel Corp.
1010 Hurley Way
Suite 300
Sacramento 95825
Tel: (916) 929-4078

Intel Corp.
7670 Opportunity Road
Suite 135
San Diego 92111
Tel: (714) 268-3563

Intel Corp.*
2000 East 4th Street
Suite 100
Santa Ana 92705
Tel: (619) 835-9642
TWX: 910-595-1114

Intel Corp.*
1350 Shorebird Way
Mt. View 94043
Tel: (415) 968-8086
TWX: 910-339-9279
910-338-0255

Intel Corp.*
5530 Corbin Avenue
Suite 120
Tarzana 91356
Tel: (213) 708-0333
TWX: 910-495-2045

COLORADO

Intel Corp.
4445 Northpark Drive
Suite 100
Colorado Springs 80907
Tel: (303) 594-6622

Intel Corp.*
650 S. Cherry Street
Suite 720
Denver 80222
Tel: (303) 321-8086
TWX: 910-931-2289

CONNECTICUT

Intel Corp.
36 Padanaram Road
Danbury 06810
Tel: (203) 792-8366
TWX: 710-456-1199

EMC Corp.
393 Center Street
Wallingford 06492
Tel: (203) 265-6991

FLORIDA

Intel Corp.
1500 N.W. 62nd Street
Suite 104
Ft. Lauderdale 33309
Tel: (305) 771-0600
TWX: 510-956-9407

Intel Corp.
500 N. Maitland
Suite 205
Maitland 32751
Tel: (305) 628-2393
TWX: 810-853-9219

GEORGIA

Intel Corp.
3300 Holcombe Bridge Road
Suite 225
Norcross 30092
Tel: (404) 449-0541

ILLINOIS

Intel Corp.
2550 Golf Road,
Suite 815
Rolling Meadows 60008
Tel: (312) 981-7200
TWX: 910-651-5881

INDIANA

Intel Corp.
9100 Purdue Road
Suite 400
Indianapolis 46268
Tel: (317) 875-0623

IOWA

Intel Corp.
St. Andrews Building
1930 St. Andrews Drive N.E.
Cedar Rapids 52402
Tel: (319) 393-5510

KANSAS

Intel Corp.
8400 W. 110th Street
Suite 170
Overland Park 66210
Tel: (913) 642-8080

LOUISIANA

Industrial Digital Systems Corp.
2332 Severn Avenue
Suite 202
Metairie, LA 70001
Tel: (504) 831-8492

MARYLAND

Intel Corp.*
7257 Parkway Drive
Hanover 21076
Tel: (301) 796-7500
TWX: 710-862-1944

Intel Corp.
1620 Elton Road
Silver Spring 20903
Tel: (301) 431-1200

MASSACHUSETTS

Intel Corp.*
27 Industrial Avenue
Chelmsford 01824
Tel: (617) 256-1800
TWX: 710-343-6333

EMC Corp.
385 Elliot Street
Newton 02164
Tel: (617) 244-4740
TWX: 922531

MICHIGAN

Intel Corp.*
26500 Northwestern Hwy
Suite 401
Southfield 48075
Tel: (313) 353-0920
TWX: 810-244-4915

MINNESOTA

Intel Corp.
3500 W. 80th Street
Suite 360
Bloomington 55431
Tel: (612) 835-6722
TWX: 910-576-2867

MISSOURI

Intel Corp.
4203 Earth City Expressway
Suite 131
Earth City 63045
Tel: (314) 291-1990

NEW JERSEY

Intel Corp.*
Raritan Plaza III
Raritan Center
Edison 08837
Tel: (201) 225-3000
TWX: 710-480-6238

NEW MEXICO

Intel Corp.
1120 Juan Tabo N.E.
Albuquerque 87112
Tel: (505) 292-8086

NEW YORK

Intel Corp.*
300 Vanderbilt Motor Parkway
Hauppauge 11788
Tel: (516) 231-3300
TWX: 510-227-6236

Intel Corp.
80 Washington Street
Poughkeepsie 12601
Tel: (914) 473-2303
TWX: 510-248-0060

Intel Corp.*
211 White Spruce Boulevard
Rochester 14623
Tel: (716) 424-1050
TWX: 510-253-7391

T-Squared
6443 Ridings Road
Syracuse 13206
Tel: (315) 463-8592
TWX: 710-541-0554

T-Squared
7353 Pittsford
Victor Road
Victor 14564
Tel: (716) 924-9101
TWX: 510-254-8542

NORTH CAROLINA

Intel Corp.
2306 W. Meadowview Road
Suite 206
Greensboro 27407
Tel: (919) 294-1541

OHIO

Intel Corp.*
6500 Poe Avenue
Dayton 45414
Tel: (800) 325-4415
TWX: 810-450-2528

Intel Corp.*
Chagrin-Brainard Bldg., No. 300
28001 Chagrin Boulevard
Cleveland 44122
Tel: (216) 464-6915
TWX: 810-427-9298

OKLAHOMA

Intel Corp.
4157 S. Harvard Avenue
Suite 123
Tulsa 74135
Tel: (918) 749-8688

OREGON

Intel Corp.
10700 S.W. Beaverton
Hillsdale Highway
Suite 22
Beaverton 97005
Tel: (503) 641-8086
TWX: 910-467-8741

PENNSYLVANIA

Intel Corp.*
510 Pennsylvania Avenue
Fort Washington 19034
Tel: (215) 641-1000
TWX: 510-661-2077

Intel Corp.*
201 Penn Center Boulevard
Suite 301W
Pittsburgh 15235
Tel: (412) 823-4970

Q.E.D. Electronics
300 N. York Road
Hatboro 19040
Tel: (215) 674-9600

TEXAS

Intel Corp.*
12300 Ford Road
Suite 380
Dallas 75234
Tel: (214) 241-8087
TWX: 910-860-5617

Intel Corp.*
7322 S.W. Freeway
Suite 1490
Houston 77074
Tel: (713) 988-8086
TWX: 910-881-2490

Industrial Digital Systems Corp.
5925 Sovereign
Suite 101
Houston 77036
Tel: (713) 988-9421

Intel Corp.
313 E. Anderson Lane
Suite 314
Austin 78752
Tel: (512) 454-3628

UTAH

Intel Corp.
268 West 400 South
Salt Lake City 84101
Tel: (801) 533-8086

VIRGINIA

Intel Corp.
1603 Santa Rosa Road
Suite 109
Richmond 23288
Tel: (804) 282-5668

WASHINGTON

Intel Corp.
110 110th Avenue N.E.
Suite 510
Bellevue 98004
Tel: (206) 453-8086
TWX: 910-443-3002

WISCONSIN

Intel Corp.
450 N. Sunnyslope Road
Suite 130
Brookfield 53005
Tel: (414) 784-9060

*Field Application Location



INTEL EUROPEAN SALES OFFICES

BELGIUM

Intel Corporation S A
Parc Seny
Rue du Moulin a Papier 51
Boite 1
B-1160 Brussels
Tel: (02) 661 07 11
TELEX 24814

DENMARK

Intel Denmark A S
Lyngbyvej 32F 2nd Floor
DK-2100 Copenhagen East
Tel: (01) 18 20 00
TELEX 19567

FINLAND

Intel Finland OY
Hameentie 103
SF-00550 Helsinki 55
Tel: 0716 955
TELEX 123 332

FRANCE

Intel Corporation S A R L
5 Place de la Balance
Sic 223
94528 Rungis Cedex
Tel: (01) 687 22 21
TELEX 270475

Intel Corporation S A R L
Immeuble BBC
4 Quai des Etroits
69005 Lyon
Tel: (7) 842 40 89
TELEX 305153

WEST GERMANY

Intel Semiconductor GmbH
Seidstrasse 27
D-8000 Muenchen 2
Tel: (89) 53891
TELEX: 05-23177 INTL D

Intel Semiconductor GmbH
Mainzer Strasse 75
D-6200 Wiesbaden 1
Tel: (6121) 70 08 74
TELEX: 04186183 INTW D

Intel Semiconductor GmbH
Brueckstrasse 61
7012 Fellbach
West Germany
Tel: (711) 58 00 82
TELEX: 7254826 INTS D

Intel Semiconductor GmbH
Hohenzollern Strasse 5
3000 Hannover 1
Tel: (511) 34 40 81
TELEX: 923625 INTN D

Intel Semiconductor GmbH
Ober-Ratherstrasse 2
D-4000 Dusseldorf 30
Tel: (211) 65 10 54
TELEX: 08-58977 INTL D

ISRAEL

Intel Semiconductor Ltd
P O Box 1659
Haifa
Tel: 4 524 261
TELEX 46511

ITALY

Intel Corporation Italia Spa
Milanofiori, Palazzo E
20094 Assago (Milano)
Tel: (02) 824 00 06
TELEX: 315183 INTMIL

NETHERLANDS

Intel Semiconductor Nederland B V
Alexanderpoort Building
Marten Meesweg 93
3068 Rotterdam
Tel: (10) 21 33 77
TELEX: 22283

NORWAY

Intel Norway A/S
P O Box 92
Hvamveien 4
N-2013
Skjetten
Tel: (2) 742 420
TELEX 18018

SWEDEN

Intel Sweden A B
Box 20092
Archimedesvagen 5
S-16120 Bromma
Tel: (08) 98 53 85
TELEX: 12261

SWITZERLAND

Intel Semiconductor A G
Forchstrasse 95
CH 8032 Zurich
Tel: (01) 55 45 02
TELEX: 57989 ICH CH

UNITED KINGDOM

Intel Corporation (U.K.) Ltd
5 Hospital Street
Nantwich, Cheshire CW5 5RE
Tel: (0270) 626 560
TELEX: 36620
Intel Corporation (U.K.) Ltd
Pipers Way
Swindon, Wiltshire SN3 1RJ
Tel: (0793) 488 388
TELEX: 444447 INT SWN

*Field Application Location

EUROPEAN DISTRIBUTORS/REPRESENTATIVES

AUSTRIA

Bacher Elektronische Gerate GmbH
Rotemuehlgasse 26
A 1120 Vienna
Tel: (222) 83 63 96
TELEX: 11532 BASAT A

BELGIUM

Inelco Belgium S A
Ave des Croix de Guerre 94
B1120 Brussels
Tel: (02) 216 01 60
TELEX: 25441

DENMARK

MultiKomponent A/S
Fabriksparken 31
DK-2600 Glostrup
Tel: (02) 45 66 45
TX: 33355

FINLAND

Oy Fintronic AB
Melkonkatu 24 A
SF-00210
Helsinki 21
Tel: (0) 692 60 22
TELEX: 124 224 Ftron SF

FRANCE

GENERIM
Z I de Courtaboeuf
Avenue de la Baltique
91943 Les Ulis Cedex-B P 88
Tel: (6) 907 78 78
TELEX: F 691700

Metrologie
La Tour d Asnieres
1, Avenue Laurent Cely
92606-Asnieres
Tel: (1) 791 44 44
TELEX: 611 448

Tekelec Airtronic
Cite des Bruyeres
Rue Carle Vernet
F-92310 Sevres
Tel: (01) 534 75 35
TELEX: 204552

WEST GERMANY

Electronic 2000 Vertriebs A G
Neumarkter Strasse 75
D-8000 Munich 80
Tel: (89) 43 40 61
TELEX: 522561 EIEC D

Jermyn GmbH
Postfach 1180
Schulstrasse 48
D-6277 Bad Camberg
Tel: (06434) 231
TELEX: 484426 JERM D

Celdis Enatechnik Systems GmbH
Schillerstrasse 14
D-2085 Quickborn-Hamburg
Tel: (4106) 6121
TELEX: 213590 ENA D

METROLOGIE GmbH
Hansastrasse 15
8000 Munich 80
Tel: (89) 57 30 84
TELEX: D 5212189

Proelectron Vertriebs GmbH
Max Planck Strasse 1-3
6072 Dreieich bei Frankfurt
Tel: (6103) 33564
TELEX: 417983

IRELAND

Micro Marketing
Glenageary Office Park
Glenageary
Co Dublin
Tel: (1) 85 62 88
TELEX: 31584

ISRAEL

Eastronics Ltd
11 Rozans Street
P O Box 39300
Tel Aviv 61390
Tel: (3) 47 51 51
TELEX: 33638

ITALY

Eledra 3S S P A
Viale Elvezia, 18
I 20154 Milano
Tel: (2) 34 97 51
TELEX: 332332

Intesi
Milanofiori Pal. E/5
20090 Assago
Milano
Tel: (02) 82470
TELEX: 311351

NETHERLANDS

Koning & Hartman
Koperwerf 30
P O Box 43220
2544 EN 's Gravenhage
Tel: 31 (70) 210 101
TELEX: 31528

NORWAY

Nordisk Elektronik (Norge) A/S
Postoffice Box 122
Smedsvingen 4
1364 Hvalstad
Tel: (2) 786 210
TELEX: 16963

PORTUGAL

Ditram
Componentes E Electronica LDA
Av. Miguel Bombarda, 133
P1000 Lisboa
Tel: (19) 545 313
TELEX: 14182 Brieks-P

SPAIN

Interface S A
Ronda San Pedro 22, 3
Barcelona 10
Tel: (3) 301 78 51
TWX: 51508

ITT SESA
Miguel Angel 23-3
Madrid 10
Tel: (1) 419 54 00
TELEX: 27707

SWEDEN

AB Gosta Backstrom
Box 12009
Alstroemergatan 22
S-10221 Stockholm 12
Tel: (8) 541 080
TELEX: 10135

Nordisk Elektronik AB
Box 27301
Sandhamnsgatan 71
S-10254 Stockholm
Tel: (8) 635 040
TELEX: 10547

SWITZERLAND

Industrade AG
Gemsenstrasse 2
Postcheck 80 - 21190
CH-8021 Zurich
Tel: (01) 363 23 20
TELEX: 56788 INDEL CH

UNITED KINGDOM

Bytech Ltd
Unit 57
London Road
Earley, Reading
Berkshire
Tel: (0734) 61031
TELEX: 848215

Comway Microsystems Ltd.
Market Street
UK-Bracknell, Berkshire
Tel: 44 (344) 55333
TELEX: 847201

Jermyn Industries
Vestry Estate
Sevenoaks, Kent
Tel: (0732) 450144
TELEX: 95142

M E D L
East Lane Road
North Wembley
Middlesex HA9 7PP
Tel: (01) 904 93 07
TELEX: 28817

Rapid Recall Ltd
Rapid House/Denmark St
High Wycombe
Berks, England HP11 2ER
Tel: (0494) 26 271
TELEX: 837931

YUGOSLAVIA

H R Microelectronics Enterprises
P O Box 5604
San Jose, California 95150
Tel: 408/978-8000
TELEX: 278-559



INTEL CORPORATION, 3065 Bowers Ave., Santa Clara, CA 95051; Tel. (408) 987-8080.

INTEL INTERNATIONAL Ltd., Swindon, United Kingdom; Tel. (0793) 488 388.

INTEL JAPAN k.k., Ibaraki-ken; Tel. 029747-8511.